

# MEB passwords

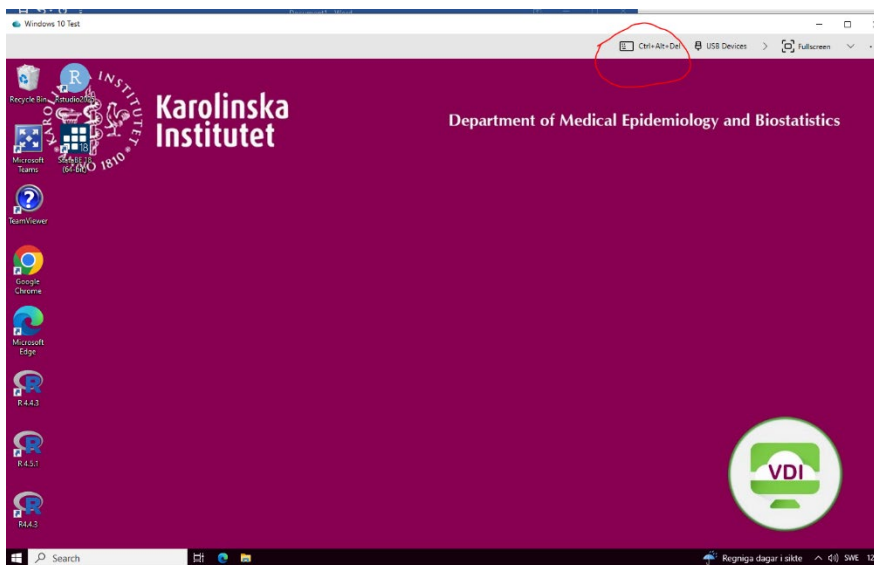
Most of us need to have one password for our KI account and one password for MEB specific systems.

Your MEB password needs to be changed regularly (every six months).

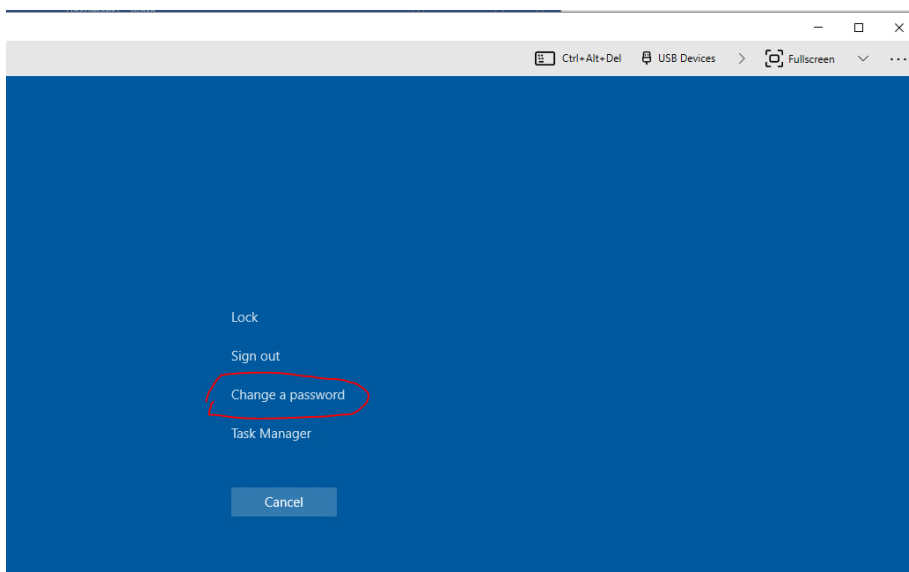
Here are instructions on how to change your MEB password:

Log in to VDI

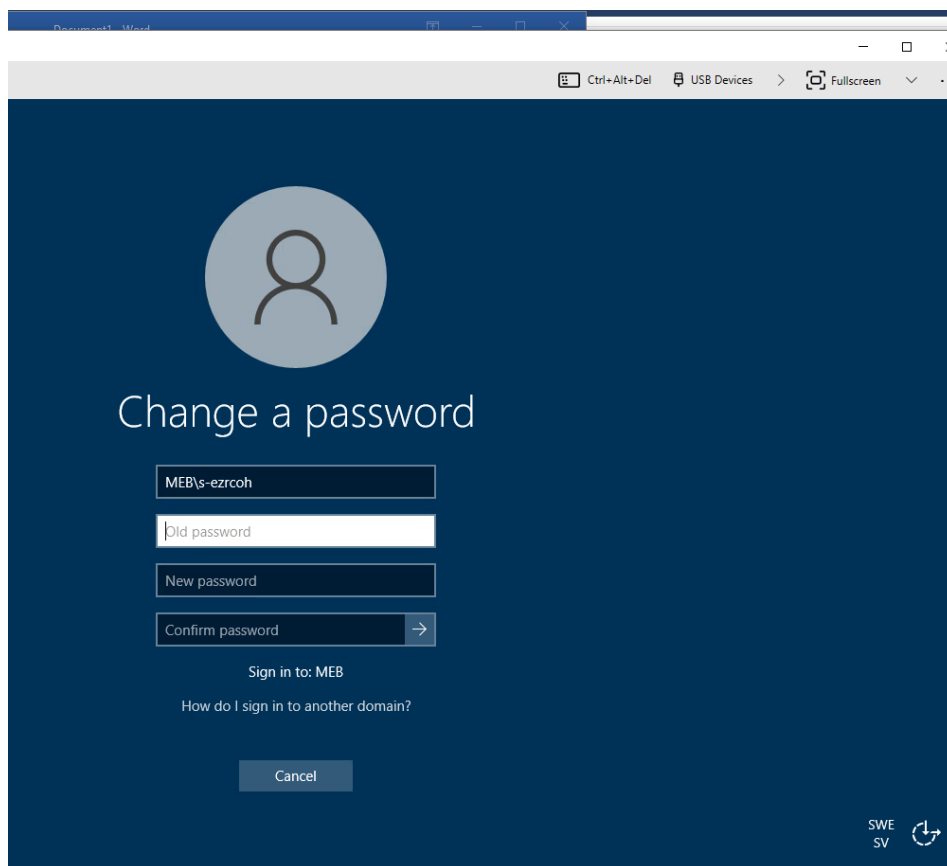
Press Ctrl-Alt-Del or use the keyboard for the same command:



Then choose "change password" in the list:

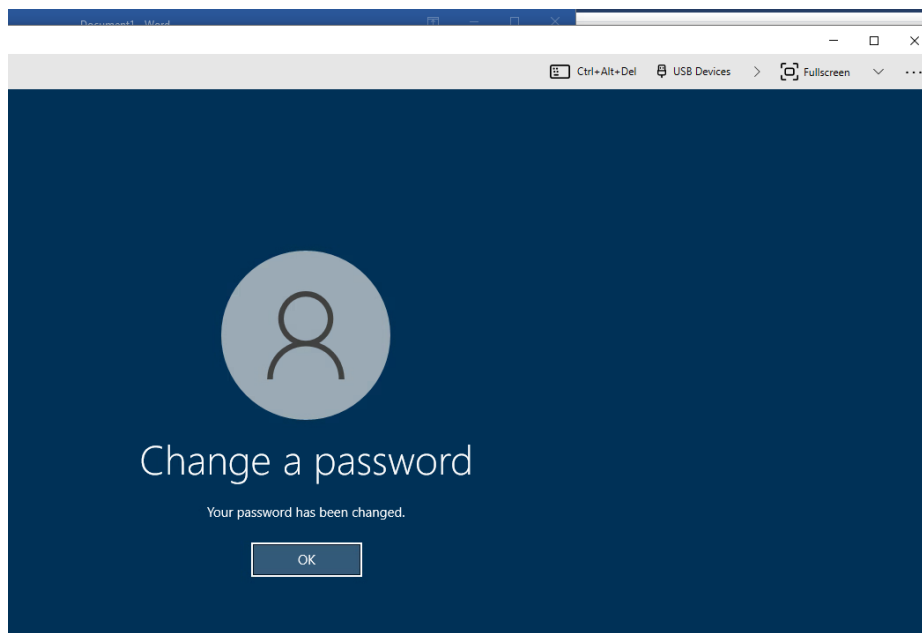


Type in your old password and then a new one and confirm:



A screenshot of the Windows 'Change a password' dialog box. The background is dark blue. At the top, there is a light blue circular icon with a white person silhouette. Below it, the text 'Change a password' is displayed in white. There are four input fields: the first contains 'MEB\s-ezrcch', the second is labeled 'Old password', the third is labeled 'New password', and the fourth is labeled 'Confirm password' with a right-pointing arrow button. Below the input fields, the text 'Sign in to: MEB' is shown, followed by 'How do I sign in to another domain?'. A 'Cancel' button is at the bottom left. In the bottom right corner, there is a small 'SWE SV' logo and a circular arrow icon.

All done!



A screenshot of the Windows 'Change a password' dialog box after the password has been successfully changed. The background is dark blue. At the top, there is a light blue circular icon with a white person silhouette. Below it, the text 'Change a password' is displayed in white. Below the title, the message 'Your password has been changed.' is shown in white. At the bottom center, there is an 'OK' button.